

## Quick Reference Guide – Collaborative Worklist navigation.

### List View

1: Displays the number of records in the list.

2: If the worklist is more than one page long, up to seven-page numbers are displayed. You can use the right  $\mathbf{>}$  and left  $\mathbf{<}$  arrows to navigate through worklist pages. Alternatively, you can go directly to a page by selecting one of the page numbers or entering the page number in the text field.

3: In the search box, enter the following details to find a patient from the list using the following:


- PatientID
- or
- First Name or Last Name or Middle Name


The screenshot shows the 'Sirona All Pathways List' interface. At the top left, it says 'Sirona All Pathways List' and 'Shared with 2 user(s), 2 group(s)'. Below this is a 'Filter List' button and 'Primary sorting: Name'. A search box at the top right contains the text 'test'. The main area is a table with columns: Name, NHS Number, P1 Current LOS, P2 Current LOS, P3 Current LOS, Current Pathway, Date Referral Received, Hospital, and Ward. The table lists 8 patients. At the bottom left, it says '1 - 8 of 8 records'. At the bottom center, there is a pagination control with '1' selected and 'Go to page' followed by a dropdown menu showing '1'. Three red boxes with numbers 1, 2, and 3 are overlaid on the image. Box 1 points to the '1 - 8 of 8 records' text. Box 2 points to the pagination control. Box 3 points to the search box.

Name	NHS Number	P1 Current LOS	P2 Current LOS	P3 Current LOS	Current Pathway	Date Referral Received	Hospital	Ward
TESTER, RODNEY	446 243 9562 [NHS]				Pathway 1		University Hospitals Bristol	test for oo p.
Testpatient, The	888 888 8888 [NHS]				Pathway 3			
Xxtestpatientaidz, David					Pathway 2			
XXTESTPATIENTAIDZ, DONOTUSE					Pathway 1			
ZZTEST, DICK					Pathway 3			
ZZZTEST, ARTHUR					Pathway 2			
Zztest, Seven					Pathway 3			
ZZZTEST, STREAMLINE					Pathway 3			

## Mini-context view










- In a patient's row. Select the expand icon to launch the patient in the mini-context window.

Sirona All Pathways List  Shared with 2 user(s), 2 group(s) | This list contains patients with similar names.

Filter List 

Primary sorting: Name

8 patient(s) of 64 match this filter criteria

<input type="checkbox"/>		Name ↑	NHS Number	P1 Current LOS	P2 Current LOS	P3 Current LOS	Current Pathway	Date Referral Received
<input type="checkbox"/>		TESTER, RODNEY	446 243 9562 [NHS]				Pathway 1	
<input type="checkbox"/>		Testpatient, The	888 888 8888 [NHS]				Pathway 3	
<input type="checkbox"/>		+ Xxtestpatientaidz, David					Pathway 2	
<input type="checkbox"/>		+ XXTESTPATIENTAIDZ, DONOTUSE					Pathway 1	
<input type="checkbox"/>		ZZTEST, DICK					Pathway 3	
<input type="checkbox"/>		+ ZZZTEST, ARTHUR					Pathway 2	
<input type="checkbox"/>		+ Zzztest, Seven					Pathway 3	
<input type="checkbox"/>		+ ZZZTEST, STREAMLINE					Pathway 3	

1 - 8 of 8 records

- In the mini-context window, you can navigate to the previous/next patient and expand the window on the list by using the icons below:










**TESTER, RODNEY MICHAEL**    

1127165993 | 30-Aug-1955 (68y) | Male





NHS Number	446 243 9562 [NHS]
P1 Current LOS	
P2 Current LOS	
P3 Current LOS	
Current Pathway	Pathway 1 
Date Referral Received	
Hospital	University Hospitals Bristol 

- You can edit some fields by clicking on the pencil icon.

**TESTER, RODNEY MICHAEL**  
 1127165993 | 30-Aug-1955 (68y) | Male

NHS Number	446 243 9562 [NHS]
P1 Current LOS	
P2 Current LOS	
P3 Current LOS	
Current Pathway	Pathway 1 
Date Referral Received	
Hospital	University Hospitals Bristol 
Ward	test for oo patient 
Acute Admission Date	
LA Case Identifier	
Local Authority	NSC 
Infection control	
Infection control comments	

### Navigating List in Patient Record View

Icon	Purpose
	The <b>Close</b> icon allows you to close the patient details and return to the screen that you were viewing prior to putting a patient in context.
	The <b>Context List</b> icon displays the list of patients from the same page where you selected the current patient you are viewing. You can select another patient from this list.
	The <b>Previous</b> icon lets you view the details of the patient in the list prior to the one you are currently viewing. This icon is disabled if you are already viewing the first patient in the list.
	The <b>Next</b> icon lets you view the details of the next patient in the list from the one you are currently viewing. This icon is disabled if you are already viewing the last patient in the list.

## Icon Purpose



The **Previous** icon lets you view the details of the patient in the list prior to the one you are currently viewing. This icon is disabled if you are already viewing the first patient in the list.

The screenshot shows a patient record for Rodney Michael Tester. The page includes a navigation bar with tabs like 'Person Summary', 'Care Network', and 'Timeline'. A dropdown menu is open, showing a list of patients. The 'Previous' icon (left arrow) is highlighted with a blue arrow, indicating it is disabled for the first patient in the list.

There are more items in this list. Please return to the original list to view more.

**For more information & support contact your local IT Helpdesk.**